

— ŌTHELLO



Chateau d'Alex®

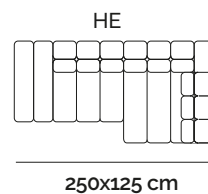
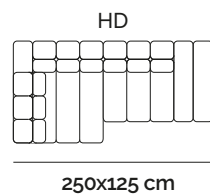
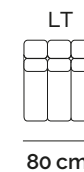
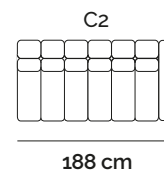
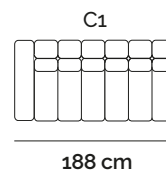
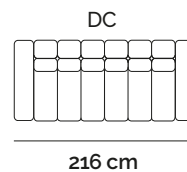
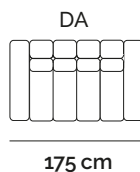
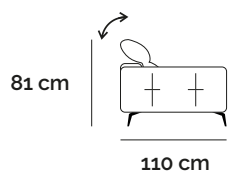
OTHELLO

981E

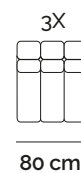
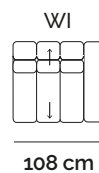
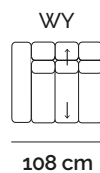
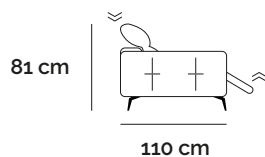
RIVESTIMENTO: pelle, tessuto non sfoderabile
FUSTO: pannelli di fibra di legno e multistrato classe E1, assemblato con listelli in abete e/o faggio massello. Le parti della struttura portante sono imbullonate
SOSPENSIONI SEDUTA: cinghie elastiche
SOSPENSIONI SCHIENALE: cinghie elastiche
IMBOTTITURA SEDUTA: poliuretano espanso + fibra di poliestere
IMBOTTITURA SCHIENALE: poliuretano espanso + fibra di poliestere
PIEDINO: piedino in metallo colore nero, canna di fucile o marrone scuro
OPZIONI: relax elettrico in opzione, poggiatesta reclinabili



ELEMENTI FISSI



ELEMENTI RELAX CON DOPPIO MOTORE



Immagini e dati tecnici da intendersi a titolo indicativo

Chateau d'Ax®